

IS 2150 / TEL 2810

Introduction to Security



James Joshi
Associate Professor, SIS

Lecture 8
Nov 2, 2010

Key Management
Network Security



Objectives

- Understand/explain the issues related to, and utilize the techniques
 - Key management
 - Authentication and distribution of keys
 - Session key, Key exchange protocols
 - Mechanisms to bind an identity to a key
 - Generation, maintenance and revoking of keys
 - Security at different levels of OSI model
 - Privacy Enhanced email
 - IPSec



Notation

- $X \rightarrow Y: \{ Z || W \} k_{X,Y}$
 - X sends Y the message produced by concatenating Z and W enciphered by key $k_{X,Y}$, which is shared by users X and Y
- $A \rightarrow T: \{ Z \} k_A || \{ W \} k_{A,T}$
 - A sends T a message consisting of the concatenation of Z enciphered using k_A , A 's key, and W enciphered using $k_{A,T}$, the key shared by A and T
- r_1, r_2 nonces (nonrepeating random numbers)



Interchange vs Session Keys

- Interchange Key
 - Tied to the principal of communication
- Session key
 - Tied to communication itself
- Example
 - Alice generates a random cryptographic key k_s and uses it to encipher m
 - She enciphers k_s with Bob's public key k_B
 - Alice sends $\{ m \} k_s \{ k_s \} k_B$
 - Which one is session/interchange key?



Benefits using session key

- In terms of Traffic-analysis by an attacker?
- Replay attack possible?
- Prevents some *forward search attack*
 - Example: Alice will send Bob message that is either "BUY" or "SELL".
 - Eve computes possible ciphertexts {"BUY"} k_B and {"SELL"} k_B .
 - Eve intercepts enciphered message, compares, and gets plaintext at once



Key Exchange Algorithms

- Goal:
 - Alice, Bob to establish a shared key
- Criteria
 - Key cannot be sent in clear
 - Alice, Bob may trust a third party
 - All cryptosystems, protocols assumed to be publicly known



Classical Key Exchange

- How do Alice, Bob begin?
 - Alice can't send it to Bob in the clear!
- Assume trusted third party, Cathy
 - Alice and Cathy share secret key k_A
 - Bob and Cathy share secret key k_B
- Use this to exchange shared key k_S

Simple Key Exchange Protocol

Alice $\xrightarrow{\{ \text{request for session key to Bob} \} k_A}$ Cathy

Alice $\xleftarrow{\{ k_s \} k_A, \{ k_s \} k_B}$ Cathy

Alice $\xrightarrow{\{ k_s \} k_B}$ Bob

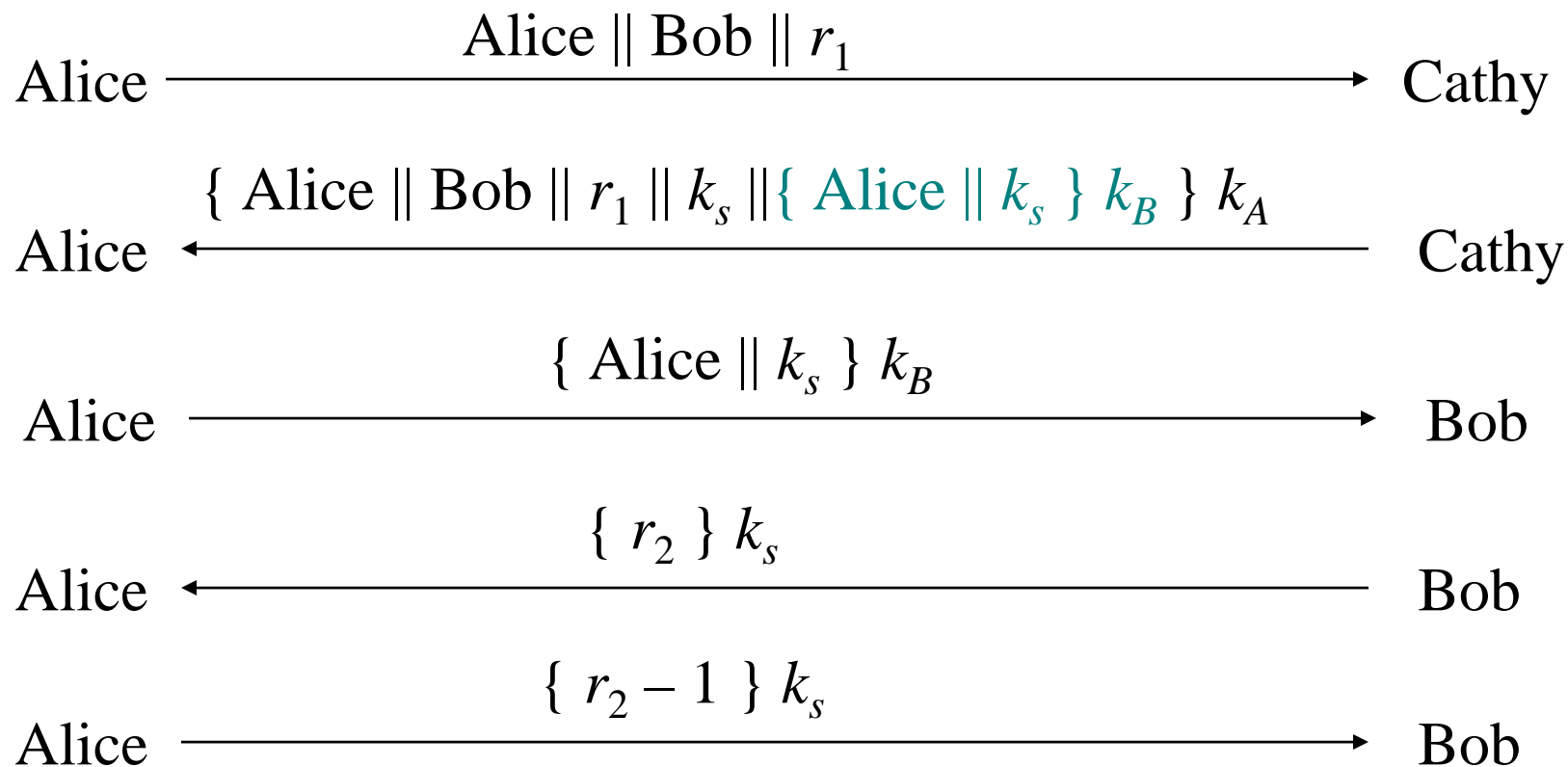
⋮

Alice $\xleftarrow{\{ m \} k_s}$ Bob

What can an attacker, Eve, do to subvert it?



Needham-Schroeder

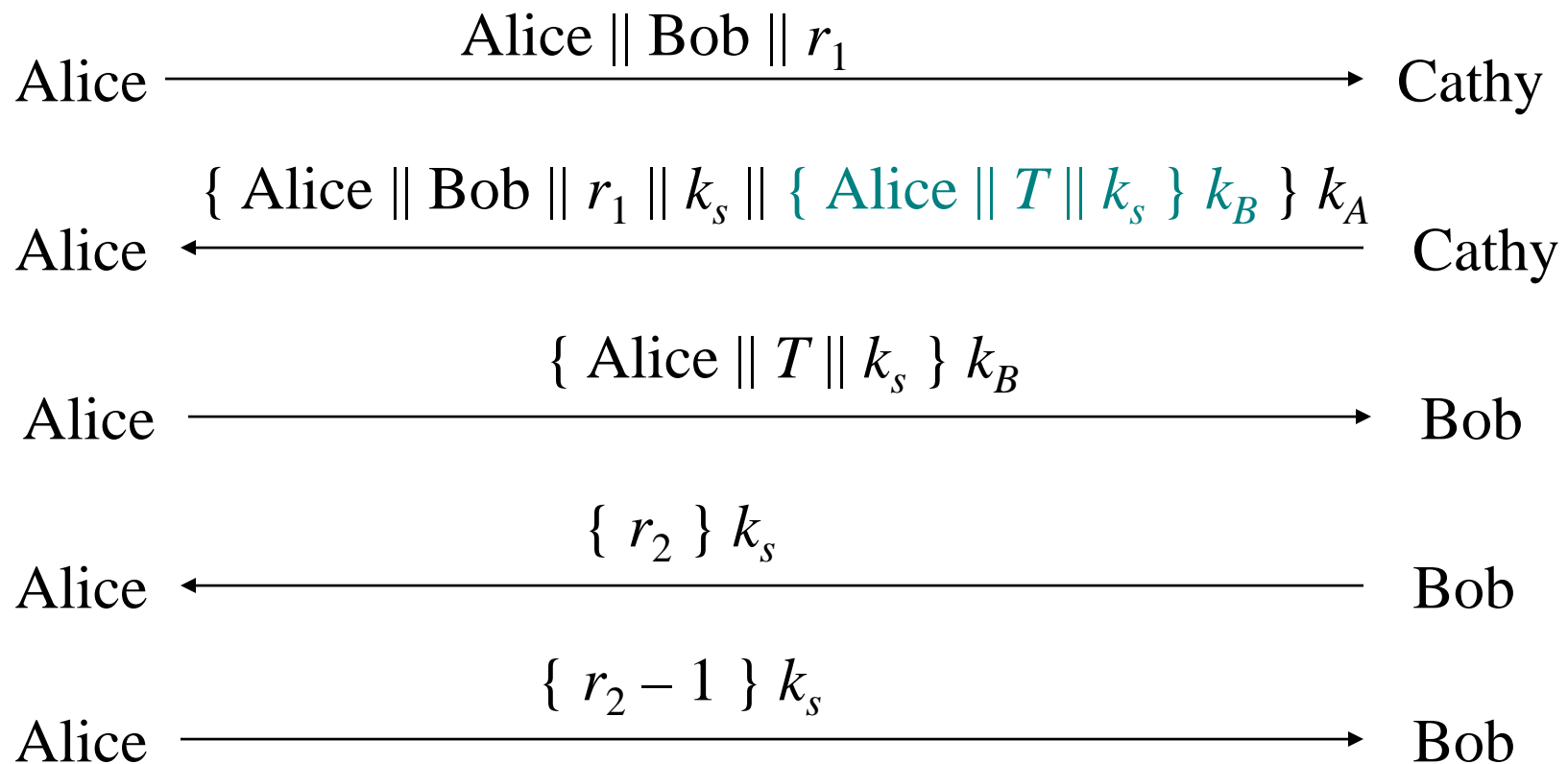




Questions

- How can Alice and Bob be sure they are talking to each other?
- Is the previous attack possible?
- Key assumption of Needham-Schroeder
 - All keys are secret;
 - What if we remove that assumption?

Needham-Schroeder with Denning-Sacco Modification



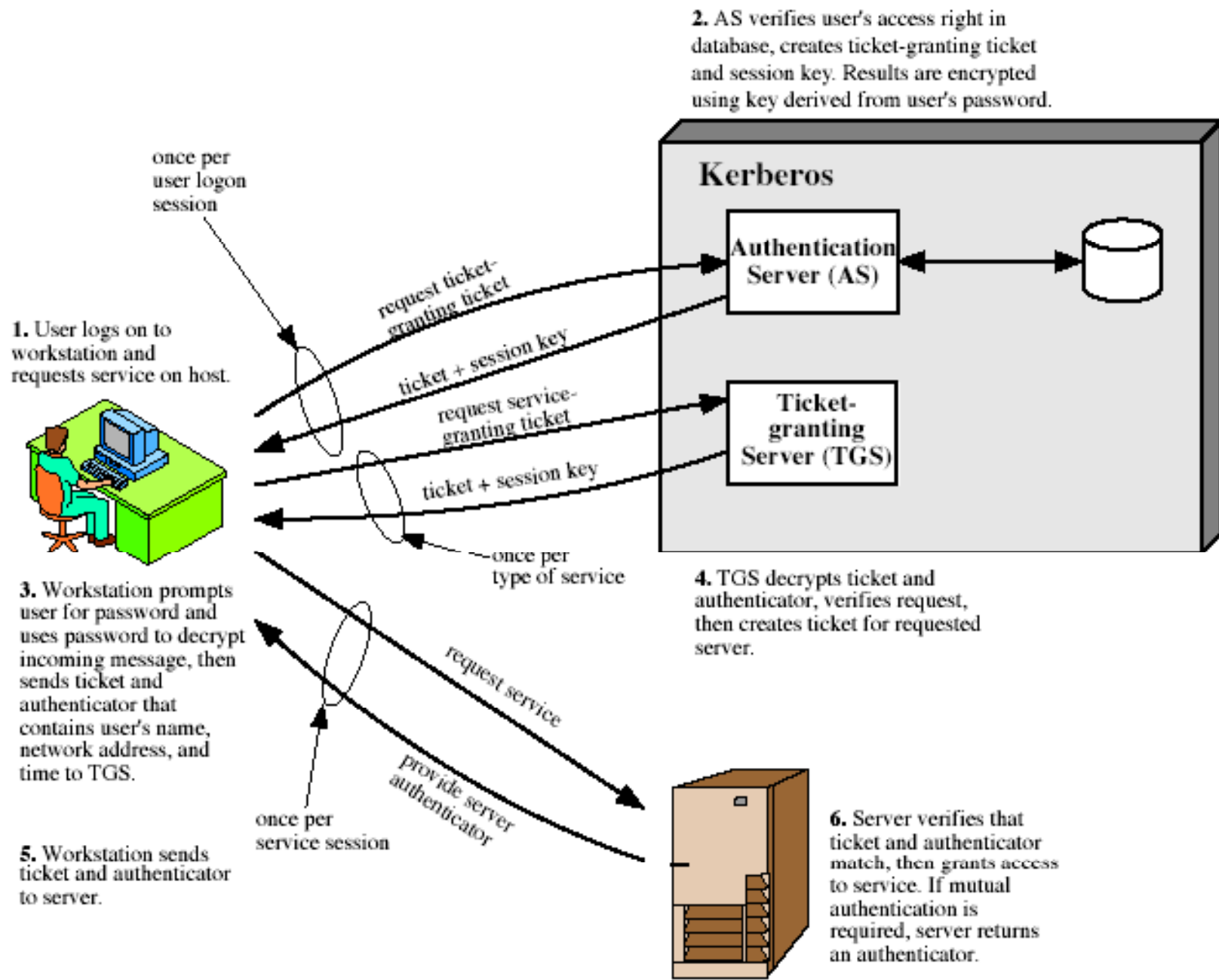
Use time stamp T to detect replay!

Synchronized Clocks needed!



Kerberos

- Authentication system
 - Based on Needham-Schroeder with Denning-Sacco modification
 - Central server plays role of trusted third party ("Cathy")
- Ticket (credential)
 - Issuer vouches for identity of requester of service
- Authenticator
 - Identifies sender





Ticket

- Credential saying issuer has identified ticket requester
- Example ticket issued to user u for service s
 $T_{u,s} = s || \{ u || u\text{'s address} || \text{valid time} || k_{u,s} \} k_s$
where:
 - $k_{u,s}$ is session key for user and service
 - Valid time is interval for which the ticket is valid
 - u 's address may be IP address or something else
 - Note: more fields, but not relevant here



Authenticator

- Credential containing identity of sender of ticket
 - Used to confirm sender is entity to which ticket was issued
- Example: authenticator user u generates for service s

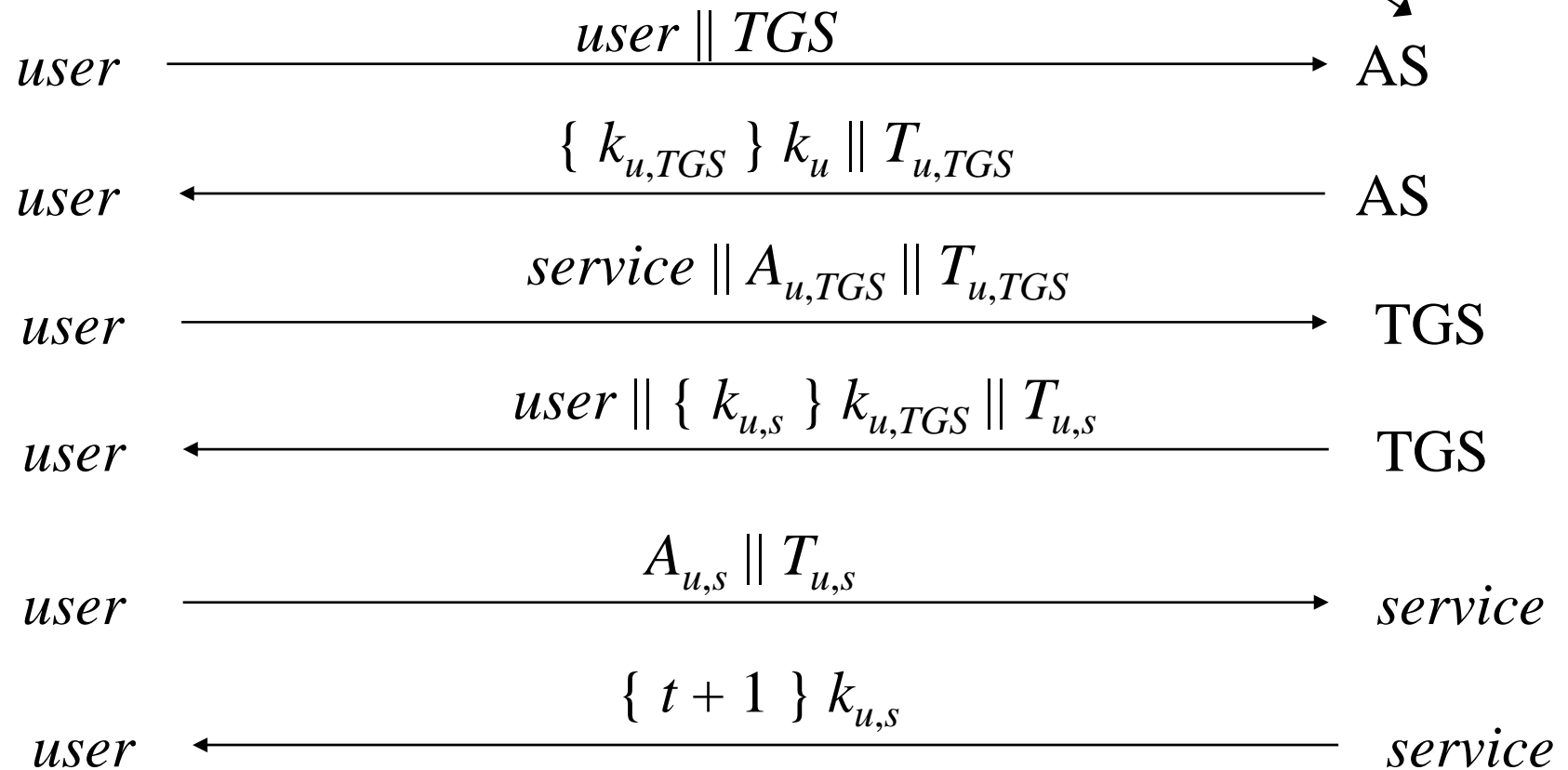
$$A_{u,s} = \{ u \parallel \text{generation time} \parallel k_t \} k_{u,s}$$

where:

- k_t is alternate session key
- Generation time is when authenticator generated
 - Note: more fields, not relevant here

Protocol

Authentication server





Problems

- Relies on synchronized clocks
 - If not synchronized and old tickets, authenticators not cached, replay is possible
- Tickets have some fixed fields
 - Dictionary attacks possible
 - Kerberos 4 session keys weak (had much less than 56 bits of randomness); researchers at Purdue found them from tickets in minutes



Otway-Rees Protocol

Alice $\xrightarrow{n \parallel \text{Alice} \parallel \text{Bob} \parallel \{ r_1 \parallel n \parallel \text{Alice} \parallel \text{Bob} \} k_A}$ Bob

Cathy $\xleftarrow{\frac{n \parallel \text{Alice} \parallel \text{Bob} \parallel \{ r_1 \parallel n \parallel \text{Alice} \parallel \text{Bob} \} k_A //}{\{ r_2 \parallel n \parallel \text{Alice} \parallel \text{Bob} \} k_B}}$ Bob

Cathy $\xrightarrow{n \parallel \{ r_1 \parallel k_s \} k_A \parallel \{ r_2 \parallel k_s \} k_B}$ Bob

Alice $\xleftarrow{n \parallel \{ r_1 \parallel k_s \} k_A}$ Bob

Uses integer n to associate all messages with a particular exchange



Replay Attack

- Eve acquires old k_s , message in third step
 - $n || \{ r_1 || k_s \} k_A || \{ r_2 || k_s \} k_B$
- Eve forwards appropriate part to Alice
 - If Alice has no ongoing key exchange with Bob
 - Accept/reject the message ?
 - Alice has ongoing key exchange with Bob
 - Accept/reject the message ?
- If replay is for the current key exchange, *and* Eve sent the relevant part *before* Bob did,
 - Does replay attack occur?



Public Key Key Exchange

- Here interchange keys known
 - e_A, e_B Alice and Bob's public keys known to all
 - d_A, d_B Alice and Bob's private keys known only to owner
- Simple protocol
 - k_s is desired session key



Problem and Solution?

Alice $\xrightarrow{\{k_s\} e_B}$ Bob

Any problem ?

Alice $\xrightarrow{\{\{k_s\} d_A\} e_B}$ Bob

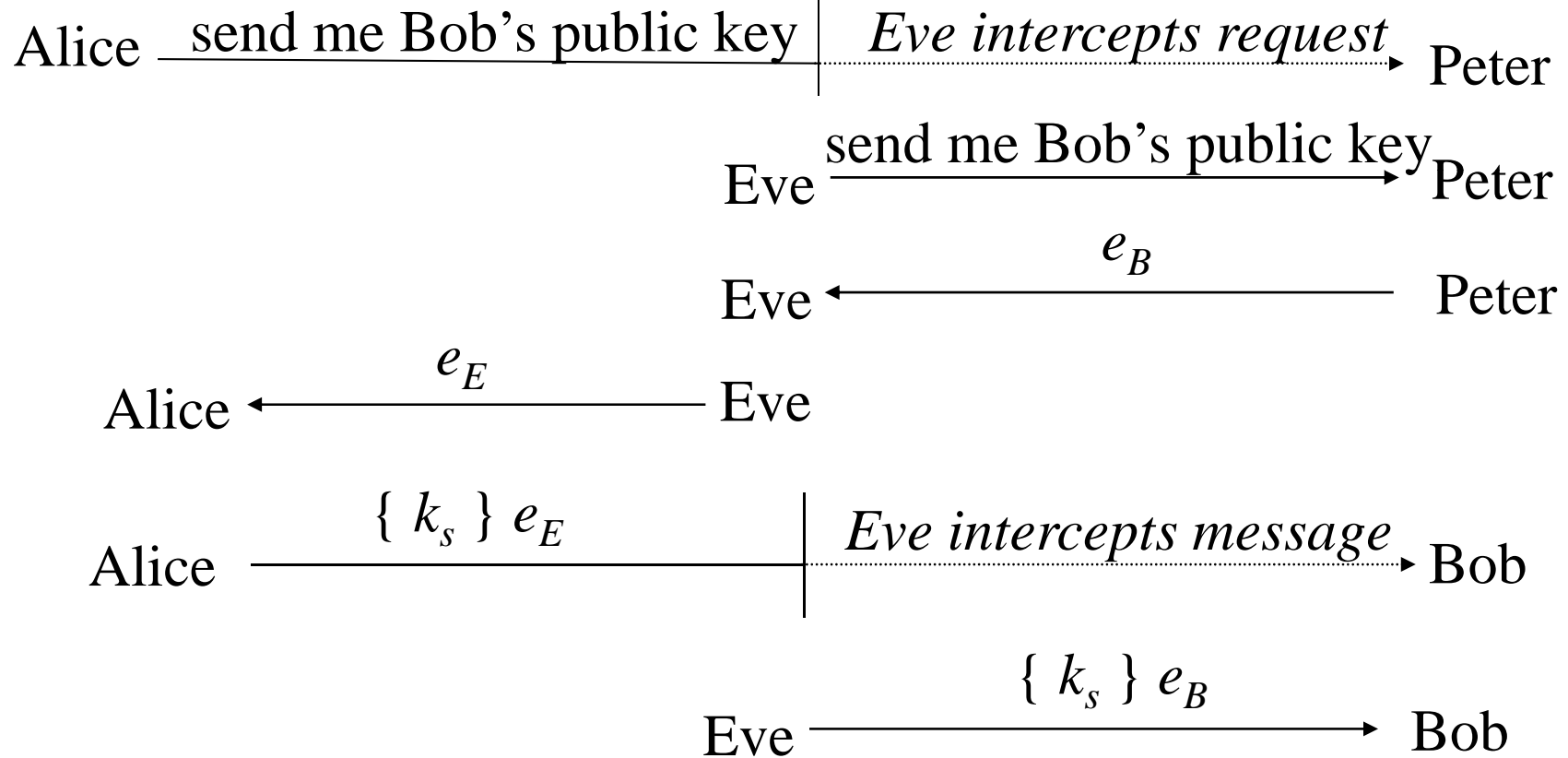
What about this?



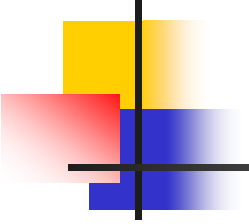
Public Key Key Exchange

- Assumes Bob has Alice's public key, and *vice versa*
 - If not, each must get it from public server
 - If keys not bound to identity of owner, attacker Eve can launch a *man-in-the-middle* attack

Man-in-the-Middle Attack



Peter is public server providing public keys



Cryptographic Key Infrastructure

- Goal:
 - bind identity to key
- Classical Crypto:
 - Not possible as all keys are shared
- Public key Crypto:
 - Bind identity to public key
 - Erroneous binding means no secrecy between principals
 - Assume principal identified by an acceptable name



Certificates

- Create token (message) containing
 - Identity of principal (here, Alice)
 - Corresponding public key
 - Timestamp (when issued)
 - Other information (identity of signer)signed by trusted authority (here, Cathy)

$$C_A = \{ e_A || \text{Alice} || T \} d_C$$

C_A is A's certificate



Use

- Bob gets Alice's certificate
 - If he knows Cathy's public key, he can decipher the certificate
 - Now Bob has Alice's public key
- Problem:
 - Bob needs Cathy's public key to validate certificate
 - Two approaches:
 - Merkle's tree, **Signature chains**



Certificate Signature Chains

- Create certificate
 - Generate hash of certificate
 - Encipher hash with issuer's private key
- Validate
 - Obtain issuer's public key
 - Decipher enciphered hash
 - Re-compute hash from certificate and compare
- Problem:
 - Validating the certificate of the issuer and getting issuer's public key



X.509 Chains

- Key certificate fields in X.509v3:
 - Version
 - Serial number (unique)
 - Signature algorithm identifier
 - Issuer's name; uniquely identifies issuer
 - Interval of validity
 - Subject's name; uniquely identifies subject
 - Subject's public key
 - ...
 - Signature:
 - Identifies algorithm used to sign the certificate
 - Signature (enciphered hash)



X.509 Certificate Validation

- Obtain issuer's public key
 - The one for the particular signature algorithm
- Decipher signature
 - Gives hash of certificate
- Re-compute hash from certificate and compare
 - If they differ, there's a problem
- Check interval of validity
 - This confirms that certificate is current



Issuers

- *Certification Authority (CA)*: entity that issues certificates
 - Multiple issuers pose validation problem
 - Alice's CA is Cathy; Bob's CA is Dan; how can Alice validate Bob's certificate?
 - Have Cathy and Don cross-certify
 - Each issues certificate for the other



Validation and Cross-Certifying

- Certificates:
 - Cathy<<Alice>>
 - represents the certificate that C has generated for A
 - Dan<<Bob>> ; Cathy<<Dan>> ; Dan<<Cathy>>
- Alice validates Bob's certificate
 - Alice obtains Cathy<<Dan>>
 - Can Alice validate Cathy<<Dan>> ? (how?)
 - Can Alice use Cathy<<Dan>> to validate Dan<<Bob>> ? (how?)
 - Signature chain : ??
 - Show how Bob can validate Alice's certificate?



PGP Chains

- Pretty Good Privacy:
 - Widely used to provide privacy for electronic mail and signing files digitally
- OpenPGP certificates structured into packets
 - One public key packet
 - Zero or more signature packets
- Public key packet:
 - Version (3 or 4; 3 compatible with all versions of PGP, 4 not compatible with older versions of PGP)
 - Creation time
 - Validity period (not present in version 3)
 - Public key algorithm, associated parameters
 - Public key



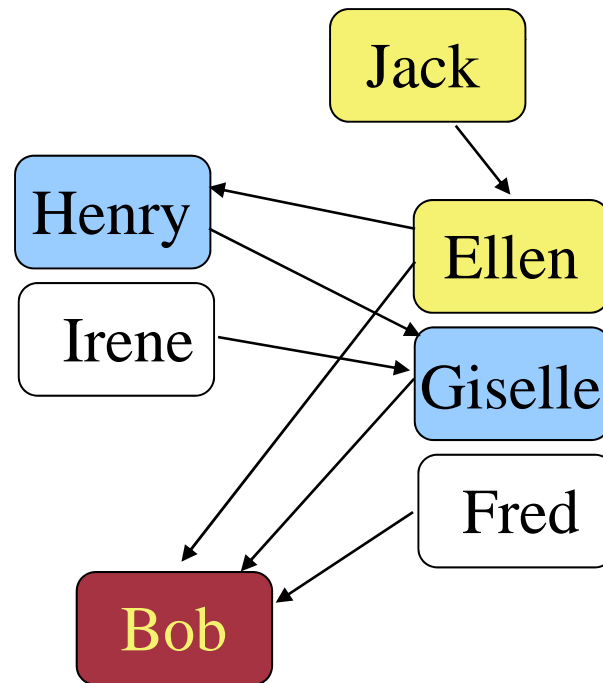
OpenPGP Signature Packet

- Version 3 signature packet
 - Version (3)
 - Signature type (level of trust)
 - Creation time (when next fields hashed)
 - Signer's key identifier (identifies key to encipher hash)
 - Public key algorithm (used to encipher hash)
 - Hash algorithm
 - Part of signed hash (used for quick check)
 - Signature (enciphered hash using signer's private key)

Validating Certificates

- Alice needs to validate Bob's OpenPGP cert
 - Does not know Fred, Giselle, or Ellen
- Alice gets Giselle's cert
 - Knows Henry slightly, but his signature is at "casual" level of trust
- Alice gets Ellen's cert
 - Knows Jack, so uses his cert to validate Ellen's, then hers to validate Bob's

Arrows show signatures
Self signatures not shown





Digital Signature

- Construct that authenticates origin, contents of message in a manner provable to a disinterested third party (“judge”)
- Sender cannot deny having sent message
 - Limited to *technical* proofs
 - Inability to deny one’s cryptographic key was used to sign
 - One could claim the cryptographic key was stolen or compromised
 - Legal proofs, *etc.*, probably required;



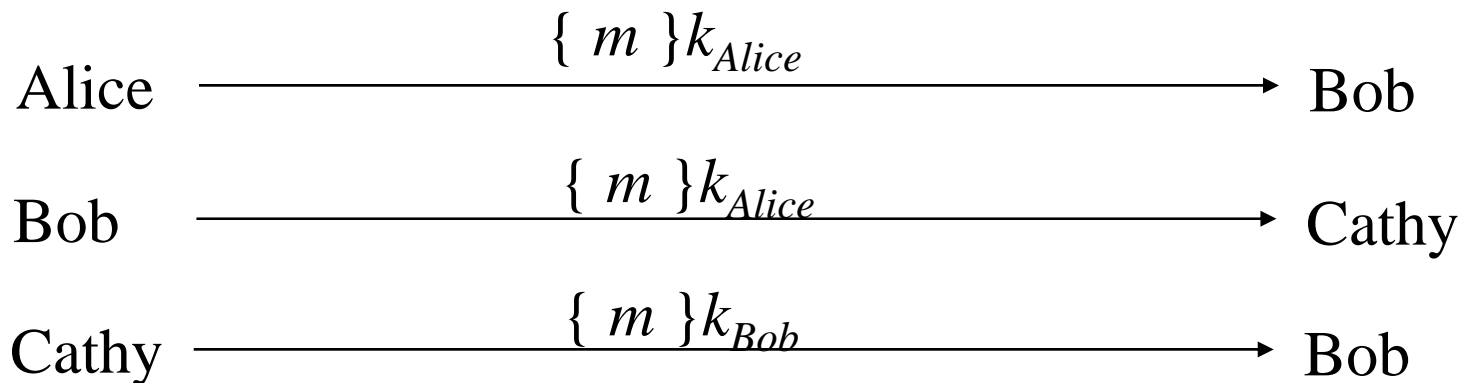
Signature

- Classical: Alice, Bob share key k
 - Alice sends $m || \{ m \}_k$ to Bob
 - Does this satisfy the requirement for message authentication? How?
 - Does this satisfy the requirement for a digital signature?



Classical Digital Signatures

- Require trusted third party
 - Alice, Bob share keys with trusted party Cathy
- The judge must trust Cathy



How can the judge resolve any dispute where one claims that the contract was not signed?



Public Key Digital Signatures (RSA)

- Alice's keys are d_{Alice}, e_{Alice}

- Alice sends Bob

$$m || \{ m \} d_{Alice}$$

- In case of dispute, judge computes

$$\{ \{ m \} d_{Alice} \} e_{Alice}$$

- and if it is m , Alice signed message
 - She's the only one who knows d_{Alice} !



RSA Digital Signatures

- Use private key to encipher message
 - Protocol for use is *critical*
- Key points:
 - Never sign random documents, and when signing, always sign hash and never document
 - Mathematical properties can be turned against signer
 - Sign message first, then encipher
 - Changing public keys causes forgery



Attack #1

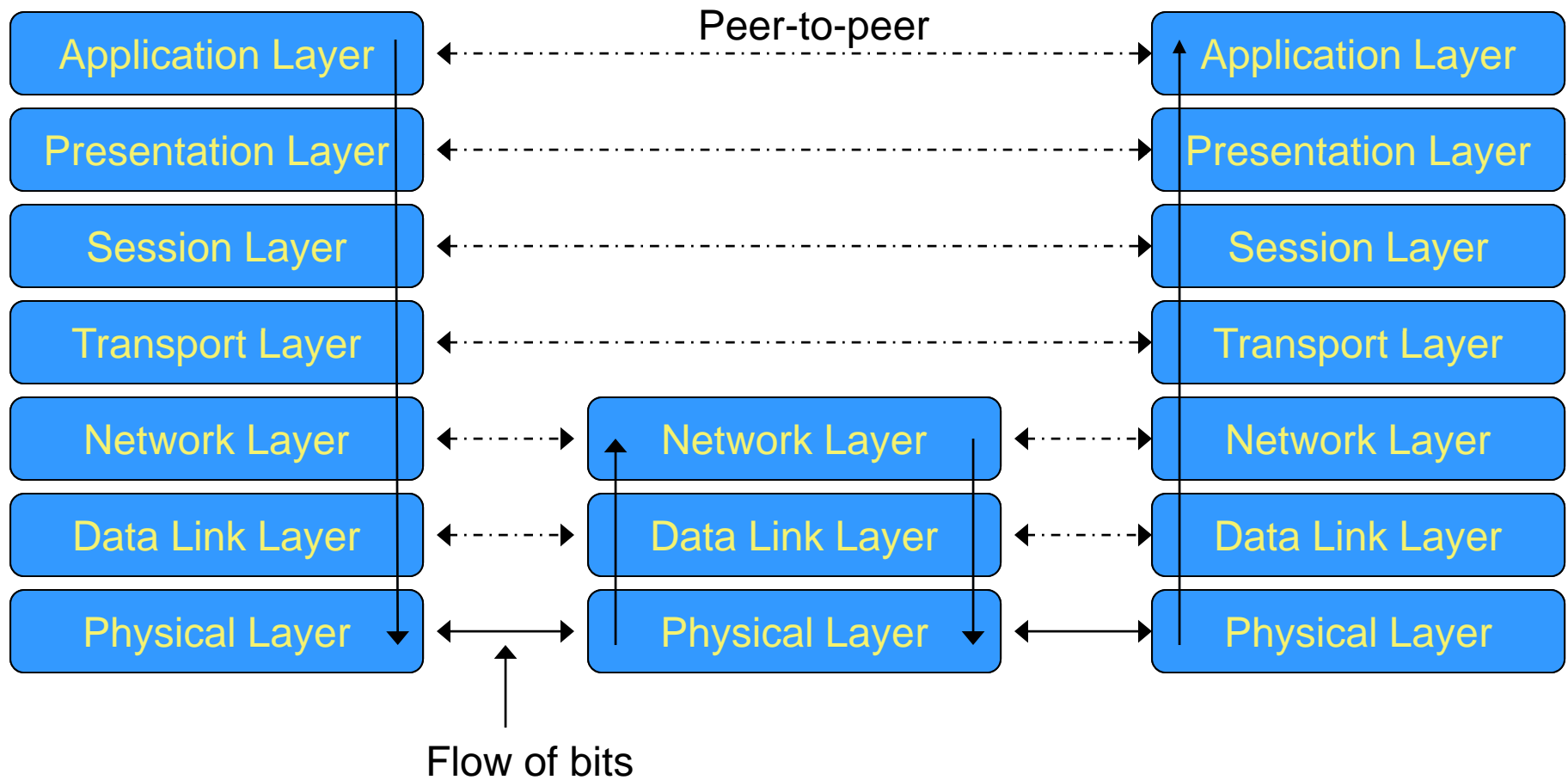
- Example: Alice, Bob communicating
 - $n_A = 95, e_A = 59, d_A = 11$
 - $n_B = 77, e_B = 53, d_B = 17$
- 26 contracts, numbered 00 to 25
 - Alice has Bob sign 05 and 17:
 - $c = m^{d_B} \bmod n_B = 05^{17} \bmod 77 = 3$
 - $c = m^{d_B} \bmod n_B = 17^{17} \bmod 77 = 19$
 - Alice computes $05 \times 17 \bmod 77 = 08$; corresponding signature is $03 \times 19 \bmod 77 = 57$; claims Bob signed 08
 - Note: $[(a \bmod n) \times (b \bmod n)] \bmod n = (a \times b) \bmod n$
 - Judge computes $c^{e_B} \bmod n_B = 57^{53} \bmod 77 = 08$
 - Signature validated; Bob is toast!



Attack #2: Bob's Revenge

- Bob, Alice agree to sign contract 06
- Alice enciphers, then signs:
 - Encipher: $c = m^{e_B} \bmod n_B = (06^{53} \bmod 77)^{11}$
 - Sign: $c^{d_A} \bmod n_A = (06^{53} \bmod 77)^{11} \bmod 95 = 63$
- Bob now changes his public key
 - Bob wants to claim that Alice signed N (13)
 - Computes r such that $13^r \bmod 77 = 6$; say, $r = 59$
 - Computes $r \cdot e_B \bmod \phi(n_B) = 59 \times 53 \bmod 60 = 7$
 - Replace public key e_B with 7, private key $d_B = 43$
- Bob claims contract was 13. Judge computes:
 - $(63^{59} \bmod 95)^{43} \bmod 77 = 13$
 - Verified; now Alice is toast
- **Solution: sign first and then encipher!!**

ISO/OSI Model



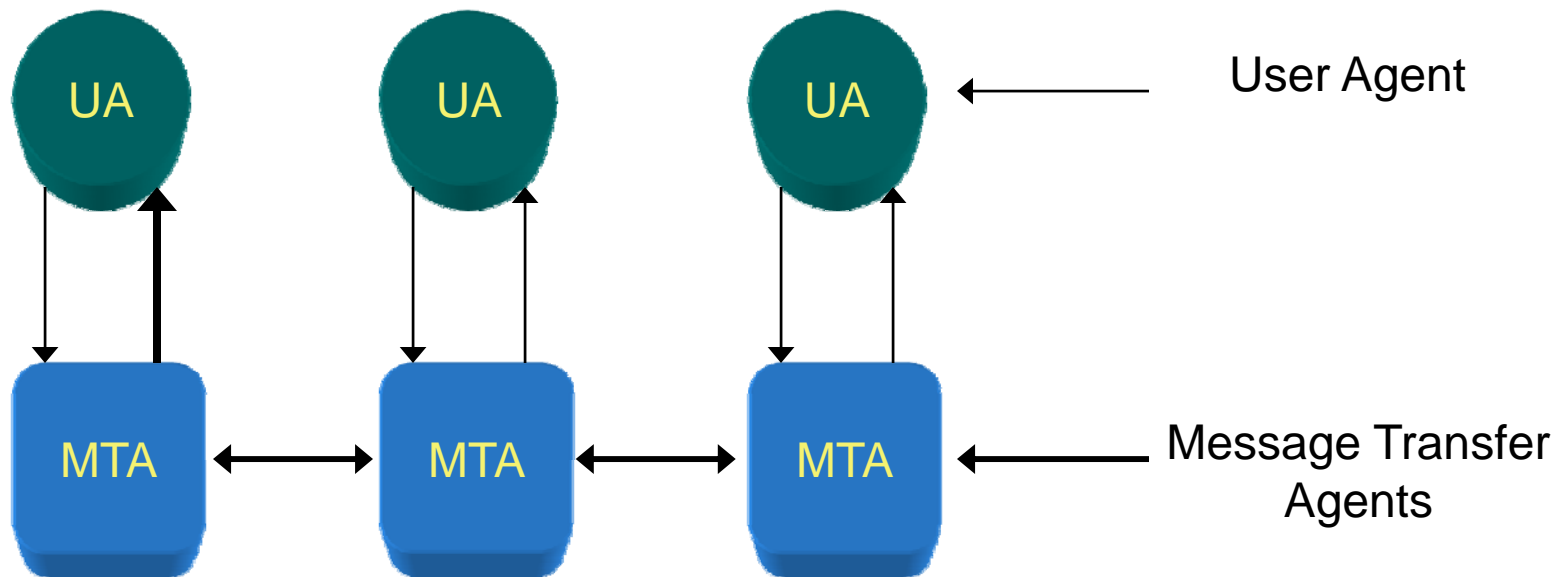


Protocols

- End-to-end protocol
 - Example: [telnet](#)
- End-to-end encryption
 - Example: telnet with messages encrypted/decrypted at the client and server
 - Attackers on the intermediate hosts cannot read the message
- Link protocol
 - Protocol between every directly connected systems
 - Example: IP – guides messages from a host to one of its immediate host
- Link encryption
 - Encipher messages between intermediate host
 - Each host share a cryptographic key with its neighbor
 - Attackers at the intermediate host will be able to read the message

Electronic Mail

- UA interacts with the sender
- UA hands it to a MTA
- Attacker can read email on any of the computer with MTA
- Forgery possible





Security at the Application Layer: Privacy-enhanced Electronic Mail

- Study by Internet Research Task Force on Privacy or Privacy Research Group to develop protocols with following services
 - Confidentiality, by making the message unreadable except to the sender and recipients
 - Origin authentication, by identifying the sender precisely
 - Data integrity, by ensuring that any changes in the message are easy to detect
 - Non-repudiation of the origin (if possible)



Design Considerations/goals for PEM

- Not to redesign existing mail system protocols
- To be compatible with a range of MTAs, UAs and other computers
- To make privacy enhancements available separately so they are not required
- To enable parties to use the protocol to communicate without prearrangement

PEM

Basic Design

- Defines two keys
 - Data Encipherment Key (DEK) to encipher the message sent
 - Generated randomly
 - Used only once
 - Sent to the recipient
 - Interchange key: to encipher DEK
 - Must be obtained some other way than through the message

Protocols

- Confidential message (DEK: k_s)

Alice $\xrightarrow{\{m\}k_s \parallel \{k_s\}k_{\text{Bob}}}$ Bob

- Authenticated, integrity-checked message

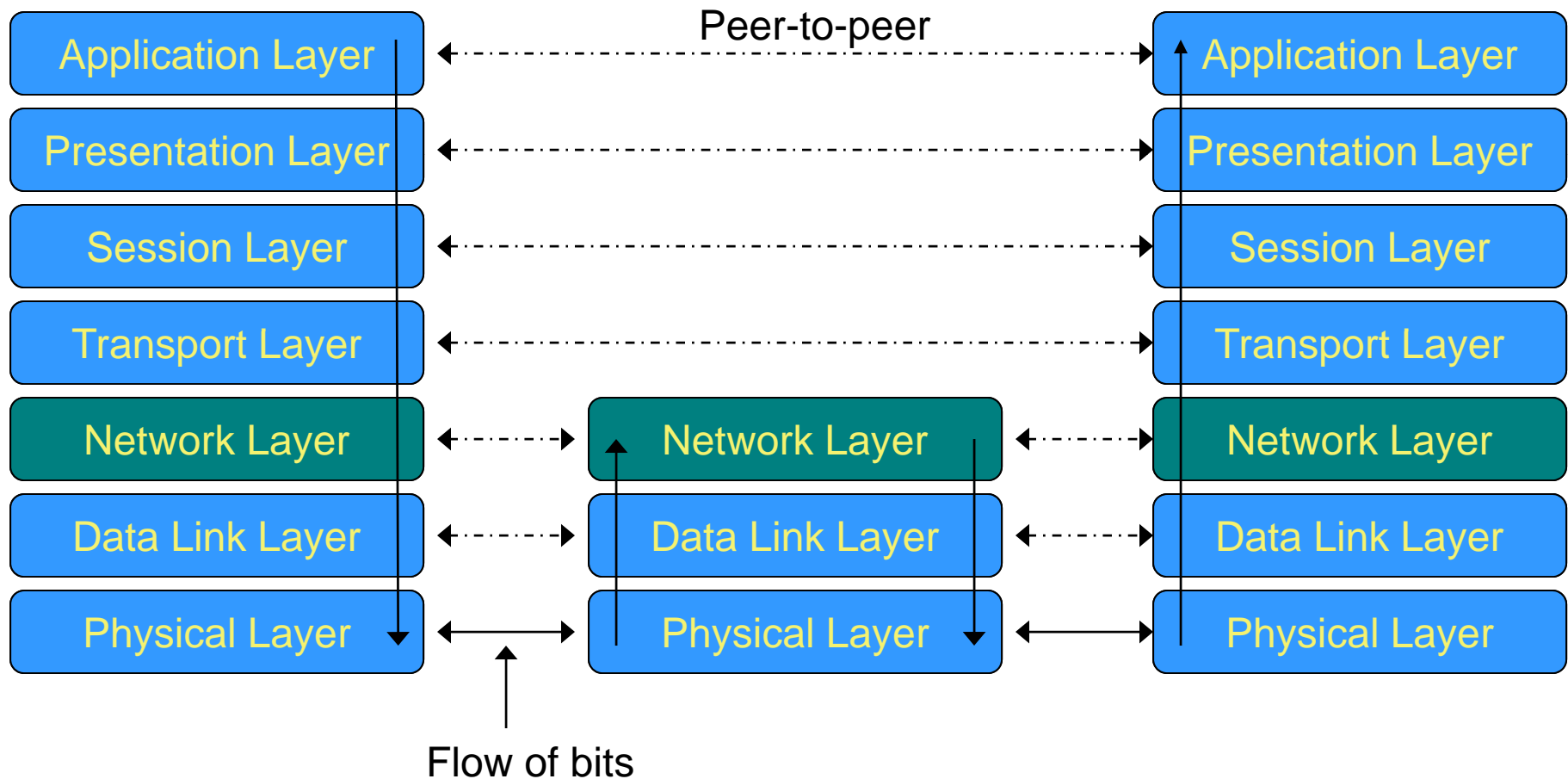
Alice $\xrightarrow{m \parallel \{h(m)\}k_{\text{Alice}}}$ Bob

- Enciphered, authenticated, integrity checked message

Alice $\xrightarrow{??}$ Bob 48

ISO/OSI Model

IPSec: Security at Network Layer

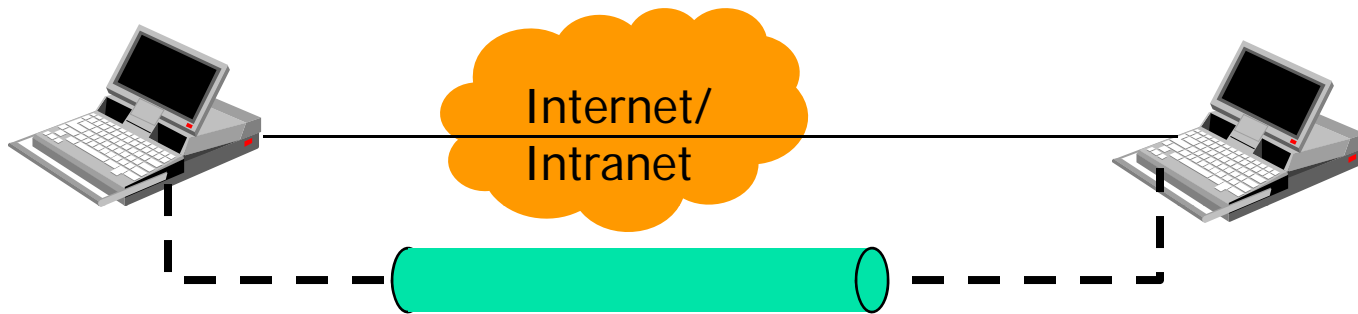




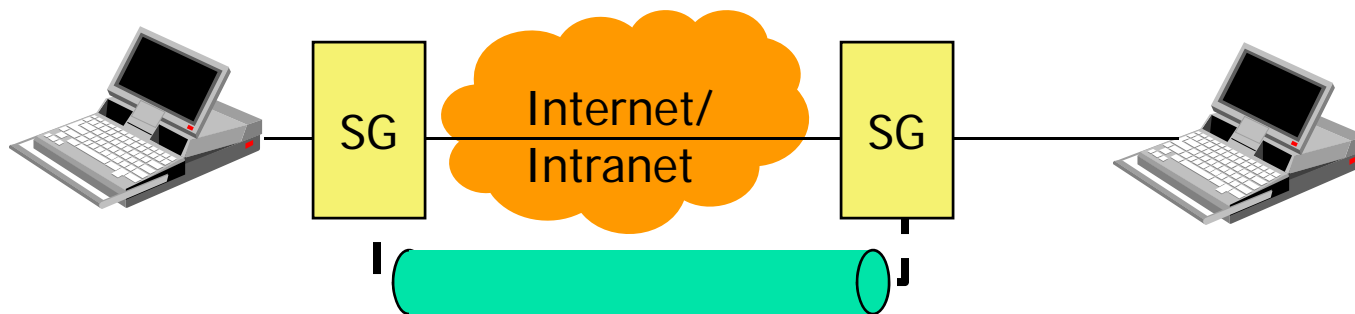
IPSec Protocols

- Authentication header (AH) protocol
 - Message integrity
 - Origin authentication
 - Anti-replay services
- Encapsulating security payload (ESP) protocol
 - Confidentiality
 - Message integrity
 - Origin authentication
 - Anti-replay services
- Internet Key Exchange (IKE)
 - Exchanging keys between entities that need to communicate over the Internet
 - What authentication methods to use, how long to use the keys, etc.

Cases where IPSec can be used



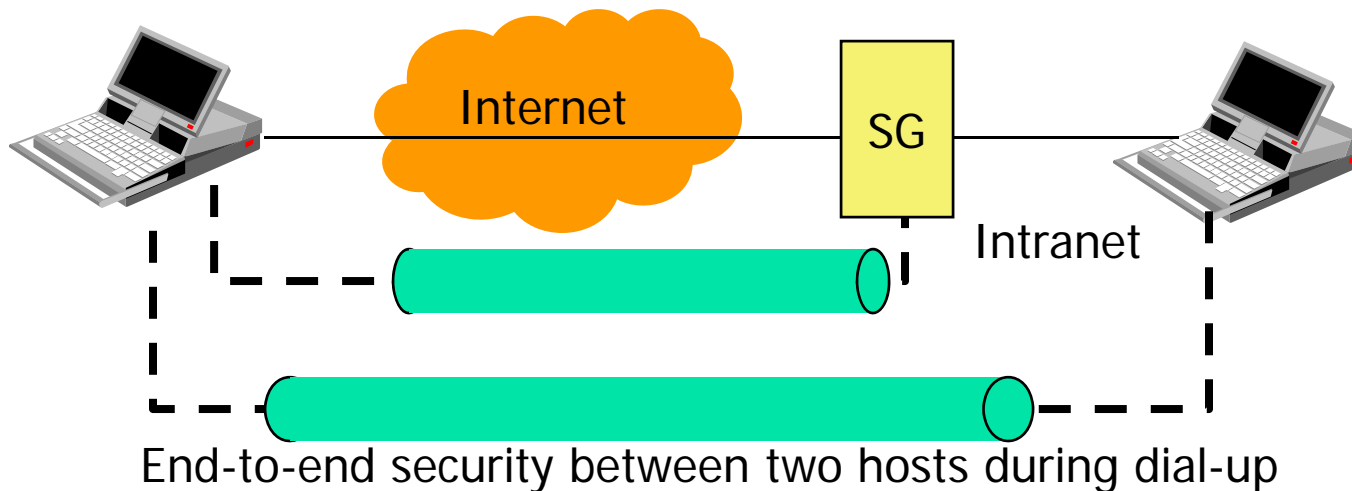
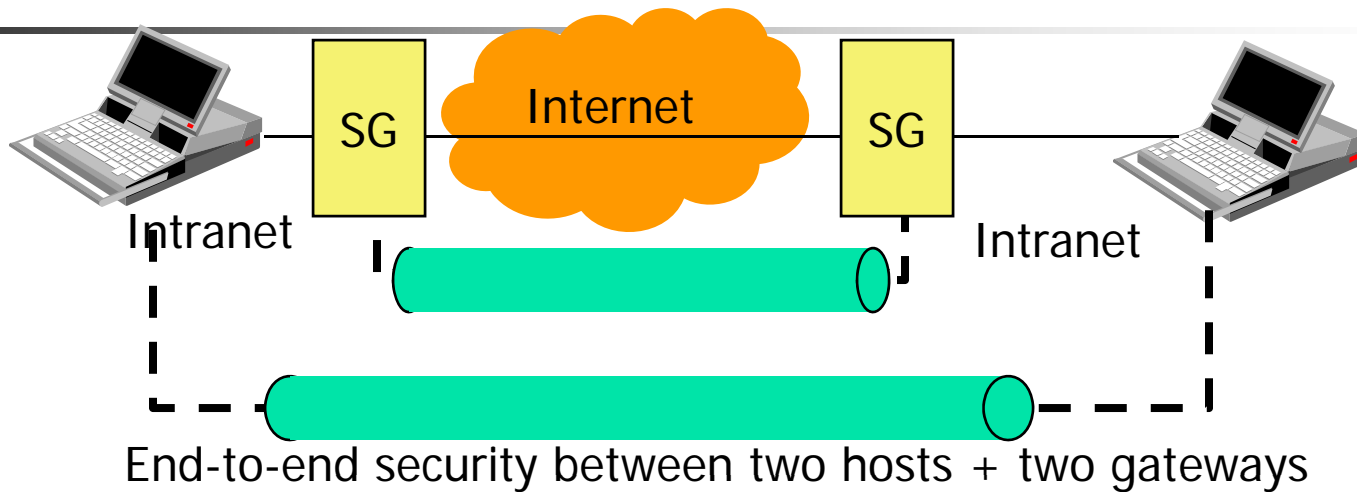
End-to-end security between two hosts



End-to-end security between two security gateways

Cases where IPSec can be used

(2)





Security Association (SA)

- Unidirectional relationship between peers
- Specifies the security services provided to the traffic carried on the SA
 - Security enhancements to a channel along a path
- Identified by three parameters:
 - IP Destination Address
 - Security Protocol Identifier
 - Specifies whether AH or ESP is being used
 - Security Parameters Index (SPI)
 - Specifies the security parameters associated with the SA



Security Association (2)

- Each SA uses AH or ESP (not both)
 - If both required two SAs are created
- Multiple security associations may be used to provide required security services
 - A sequence of security associations is called *SA bundle*
 - Example: We can have an AH protocol followed by ESP or vice versa



Security Association Databases

- IP needs to know the SAs that exist in order to provide security services
- Security Policy Database (SPD)
 - IPsec uses SPD to handle messages
 - For each IP packet, it decides whether an IPsec service is provided, bypassed, or if the packet is to be discarded
- Security Association Database (SAD)
 - Keeps track of the sequence number
 - AH information (keys, algorithms, lifetimes)
 - ESP information (keys, algorithms, lifetimes, etc.)
 - Lifetime of the SA
 - Protocol mode
 - MTU et.c.

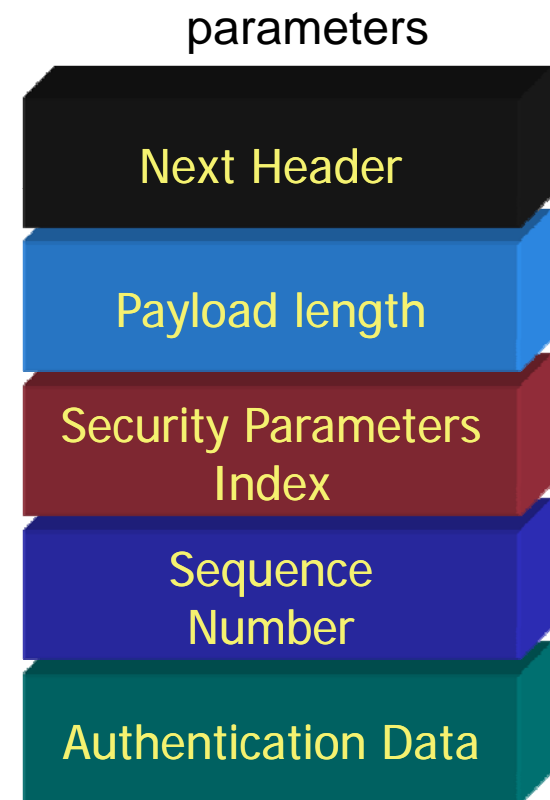


IPSec Modes

- Two modes
 - Transport mode
 - Encapsulates IP packet data area
 - IP Header is not protected
 - Protection is provided for the upper layers
 - Usually used in host-to-host communications
 - Tunnel mode
 - Encapsulates entire IP packet in an IPSec envelope
 - Helps against traffic analysis
 - The original IP packet is untouched in the Internet

Authentication Header (AH)

- Next header
 - Identifies what protocol header follows
- Payload length
 - Indicates the number of 32-bit words in the authentication header
- Security Parameters Index
 - Specifies to the receiver the algorithms, type of keys, and lifetime of the keys used
- Sequence number
 - Counter that increases with each IP packet sent from the same host to the same destination and SA
- Authentication Data

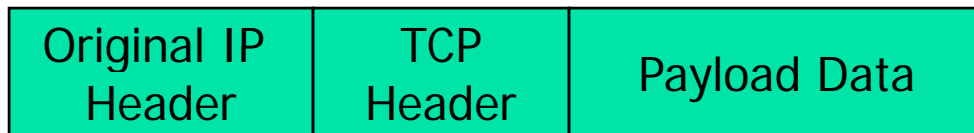
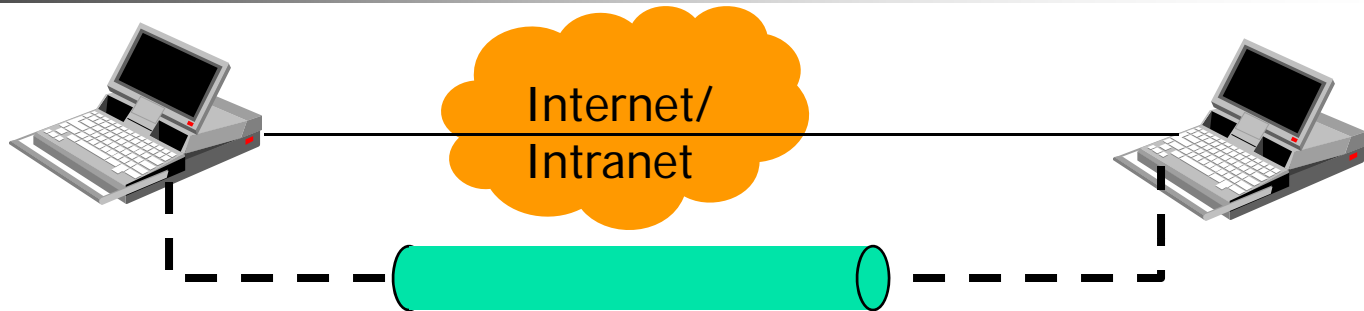




Preventing replay

- Using 32 bit sequence numbers helps detect replay of IP packets
- The sender initializes a sequence number for every SA
- Receiver implements a window size of W to keep track of authenticated packets
- Receiver checks the MAC to see if the packet is authentic

Transport Mode AH

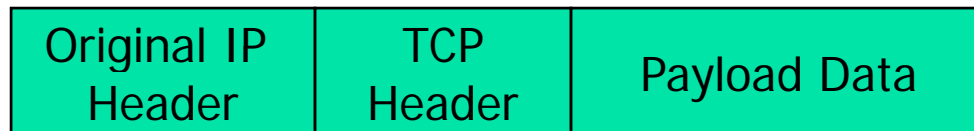
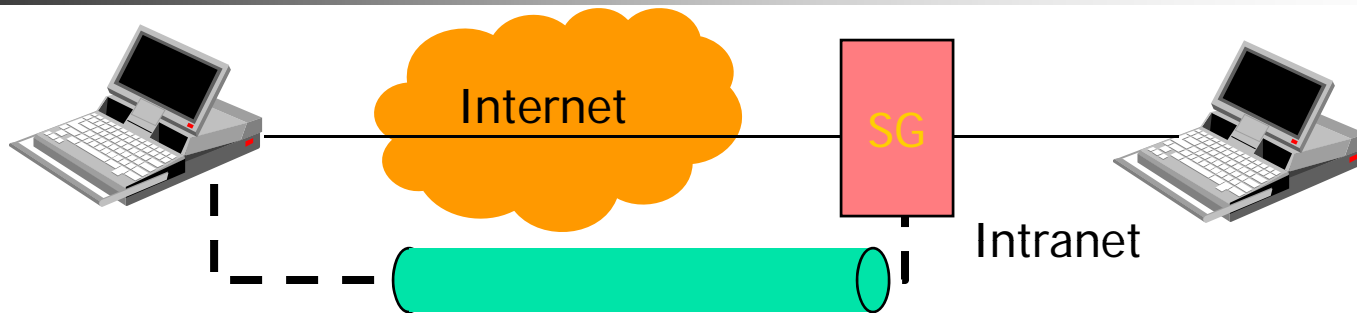


Without IPsec

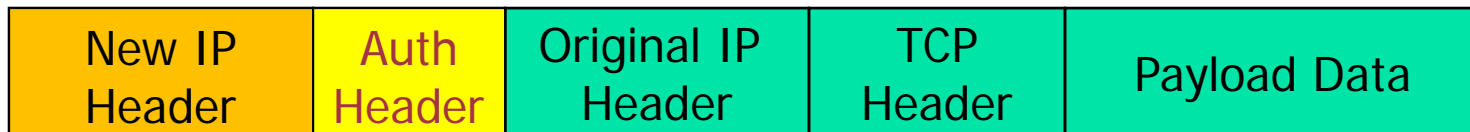


Authenticate Entire packet except for Mutable fields

Tunnel Mode AH



Without IPSec



Authenticate Entire IP Packet



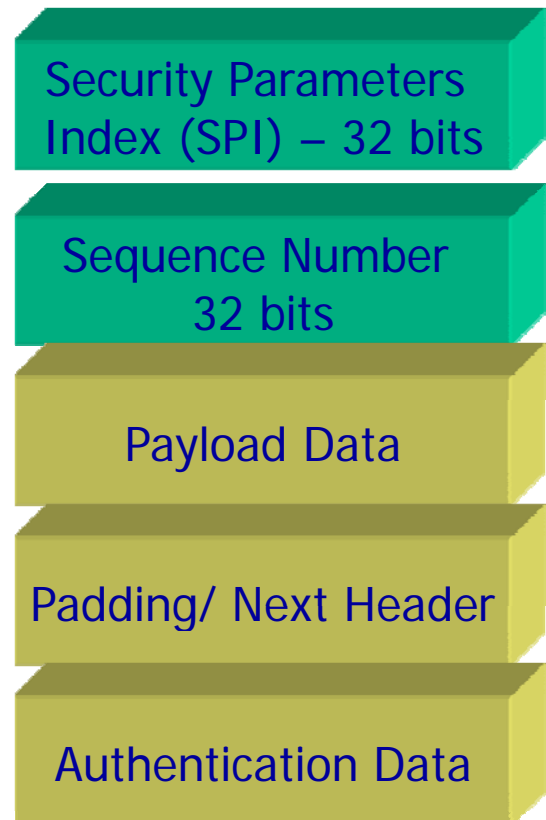
ESP – Encapsulating Security Payload

- Creates a new header in addition to the IP header
- Creates a new trailer
- Encrypts the payload data
- Authenticates
- Prevents replay

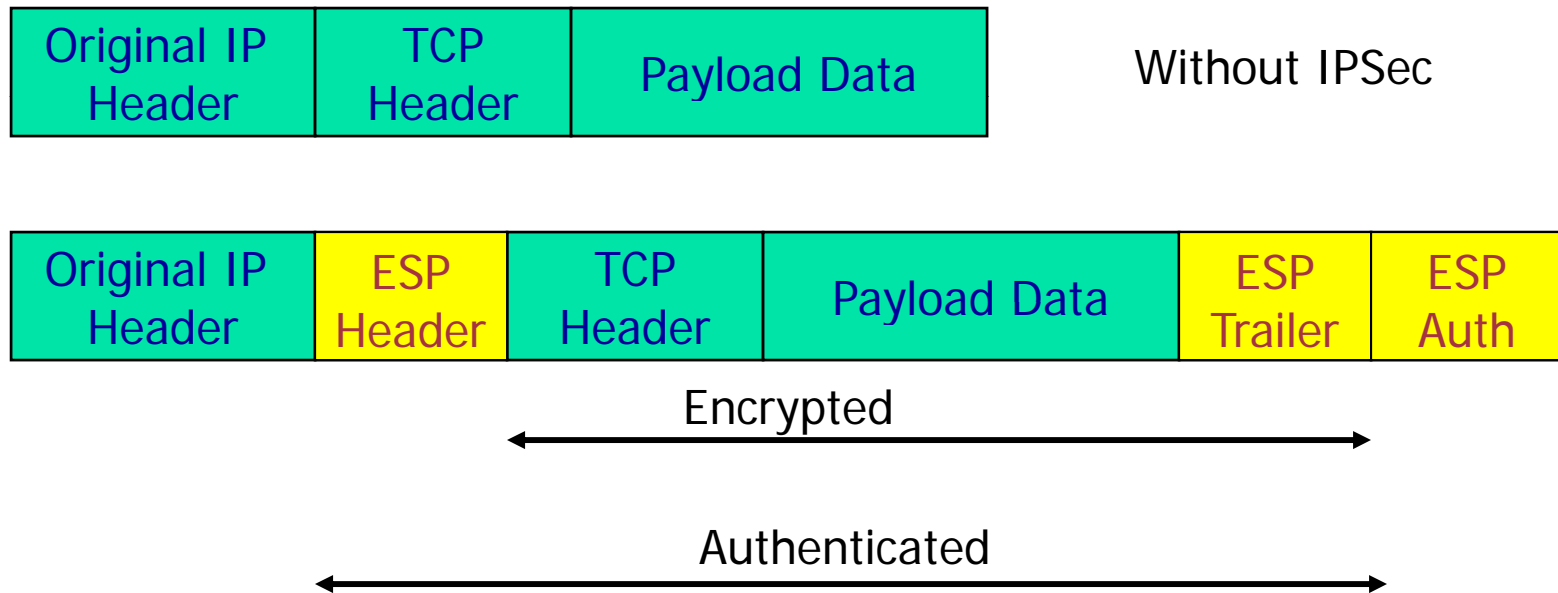
ESP – Encapsulating Security Payload

Payload

- Security Parameters Index (SPI)
 - Specifies to the receiver the algorithms, type of keys, and lifetime of the keys used
- Sequence number
 - Counter that increases with each IP packet sent from the same host to the same destination and SA
- Payload (variable)
 - TCP segment (transport mode) or IP packet (tunnel mode) - encryption
- Padding (+ Pad length, next Header)
 - 0 to 255 bytes of data to enable encryption algorithms to operate properly
- Authentication Data
 - MAC created over the packet



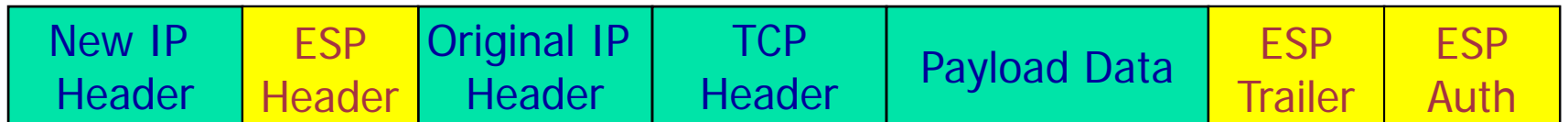
Transport mode ESP



Tunnel mode ESP



Without IPsec



Encrypted



Authenticated





Summary

- Session key is better for secret message exchange
- Public key good for interchange key, digital signatures – needs certification system
- Various replay/MITM attacks are possible in key exchange protocols and care is needed
- Security services available at different levels