

# TEL2813/IS2820 Security Management

---

Lecture 4  
Information Security Policy

Jan 27, 2005



## Introduction

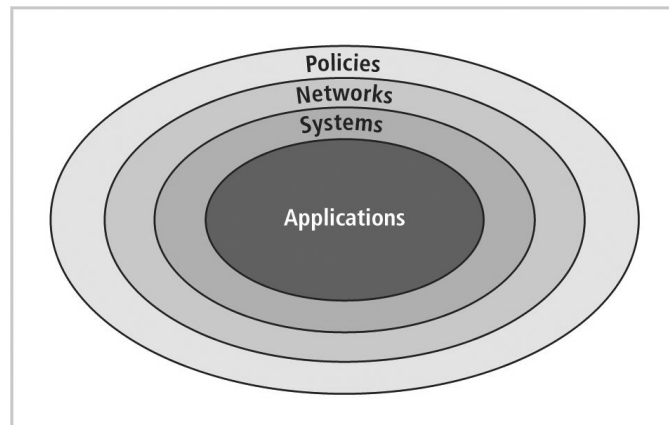
---

- This chapter focuses on information security policy:
  - What it is
  - How to write it
  - How to implement it
  - How to maintain it
- Policy
  - Essential foundation of effective information security program:

## Why Policy?

- A quality information security program begins and ends with policy
- Policies are least expensive means of control and often the most difficult to implement
- Some basic rules must be followed when shaping a policy:
  - Never conflict with law
  - Stand up in court
  - Properly supported and administered
  - Contribute to the success of the organization
  - Involve end users of information systems

## Figure 4-1 The Bulls-eye Model

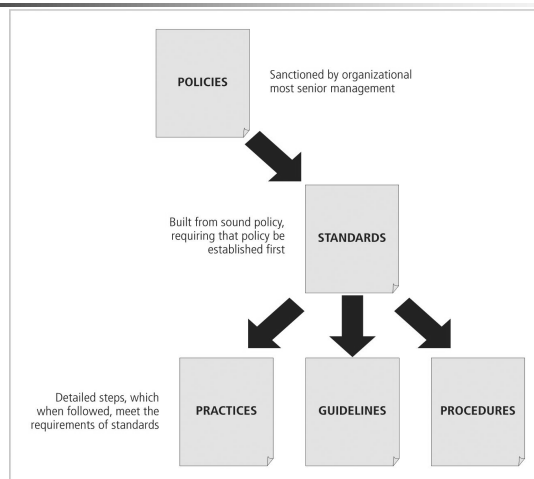


**FIGURE 4-1** The Bull's-Eye Model

# Policy Centric Decision Making

- Bulls-eye model layers:
  - Policies: first layer of defense
  - Networks: threats first meet organization's network
  - Systems: computers and manufacturing systems
  - Applications: all applications systems

# Policies, Standards, & Practices



**FIGURE 4-2** Policies, Standards, and Practices



## Policy, Standards, and Practices

---

- Policy: plan or course of action that influences and determines decisions
- Standards: more detailed statement of what must be done to comply with policy
- Practices, procedures and guidelines: explain how employees will comply with policy
- For policies to be effective, they must be:
  - Properly disseminated
  - Read
  - Understood
  - Agreed-to



## Policy, Standards, and Practices (Continued)

---

- Policies require constant modification and maintenance
- To produce a complete information security policy, management must define three types of information security policy (NIST 800-14):
  - Enterprise information security program policy
  - Issue-specific information security policies
  - Systems-specific information security policies



## Enterprise Information Security Policy (EISP)

---

- Sets strategic direction, scope, and tone for organization's security efforts
- Assigns responsibilities for various areas of information security
- Guides development, implementation, and management requirements of information security program



## EISP Elements

---

- EISP documents should provide :
  - An overview of corporate philosophy on security
  - Information about information security organization and information security roles
  - Responsibilities for security shared by all members of the organization
  - Responsibilities for security unique to each role within the organization



## Components of the EISP

---


- Statement of Purpose:
  - What the policy is for
- Information Technology Security Elements:
  - Defines information security
- Need for Information Technology Security:
  - justifies importance of information security in the organization
- Information Security Responsibilities and Roles:
  - Defines organizational structure
- References Information Technology standards and guidelines



## Example EISP - CCW

---

- Protection Of Information:
  - Information must be protected in a manner commensurate with its sensitivity, value, and criticality
- Use Of Information:
  - Company X information must be used only for business purposes expressly authorized by management
- Information Handling, Access, And Usage:
  - Information is a vital asset and all accesses to, uses of, and processing of Company X information must be consistent with policies and standards



## Example EISP – CCW (Continued)

---

- Data And Program Damage Disclaimers:
  - Company X disclaims any responsibility for loss or damage to data or software that results from its efforts to protect the confidentiality, integrity, and availability of the information handled by computers and communications systems
- Legal Conflicts
- Exceptions To Policies
- Policy Non-Enforcement
- Violation Of Law
- Revocation Of Access Privileges
- Industry-Specific Information Security Standards
- Use Of Information Security Policies And Procedures
- Security Controls Enforceability



## Issue-Specific Security Policy (ISSP)

---


- Every organization's ISSP should:
  - Address specific technology-based systems
  - Require frequent updates
  - Contain an issue statement on the organization's position on an issue
- ISSP topics could include:
  - E-mail use,
  - Internet and World Wide Web use,
  - Specific minimum configurations of computers to defend against worms and viruses,
  - Prohibitions against hacking or testing organization security controls,
  - Etc.



## Typical ISSP Components

---

- Statement of Purpose
  - Scope and Applicability
  - Definition of Technology Addressed
  - Responsibilities
- Authorized Access and Usage of Equipment
  - User Access
  - Fair and Responsible Use
  - Protection of Privacy
- Prohibited Usage of Equipment
  - Disruptive Use or Misuse
  - Criminal Use
  - Offensive or Harassing Materials
  - Copyrighted, Licensed or other Intellectual Property
  - Other Restrictions



## Components of the ISSP (Continued)

---

- Systems Management
  - Management of Stored Materials
  - Employer Monitoring
  - Virus Protection
  - Physical Security
  - Encryption
- Violations of Policy
  - Procedures for Reporting Violations
  - Penalties for Violations
- Policy Review and Modification
  - Scheduled Review of Policy and Procedures for Modification
- Limitations of Liability
  - Statements of Liability or Disclaimers






## Implementing ISSP

---

- Common approaches:
  - Number of independent ISSP documents
  - Single comprehensive ISSP document
  - Modular ISSP document that unifies policy creation and administration
- Recommended approach is modular policy, which provides a balance between issue orientation and policy management



## Systems-Specific Policy (SysSP)

---

- Systems-Specific Policies (SysSPs) frequently do not look like other types of policy
- They may often be created to function as standards or procedures to be used when configuring or maintaining systems
- SysSPs can be separated into:
  - Management guidance
  - Technical specifications
    - Combined in a single policy document



## Management Guidance SysSPs

---

- Created by management to guide the implementation and configuration of technology
- Applies to any technology that affects the confidentiality, integrity or availability of information
- Informs technologists of management intent



## Technical Specifications SysSPs

---

- System administrators directions on implementing managerial policy
- Each type of equipment has its own type of policies
- Two general methods of implementing such technical controls:
  - Access control lists
  - Configuration rules



## Access Control Lists

---

- Include user access lists, matrices, and capability tables that govern rights and privileges
- Can control access to file storage systems, object brokers or other network communications devices
- ACLs enable administrations to restrict access according to user, computer, time, duration, etc.
- Capability Table: similar method that specifies which subjects and objects users or groups can access
- Specifications are frequently complex matrices, rather than simple lists or tables



## Configuration Rules

---

- Configuration rules are specific configuration codes entered into security systems to guide execution of system when information is passing through it
- Rule policies are more specific to system operation than ACLs and may or may not deal with users directly
- Many security systems require specific configuration scripts telling systems what actions to perform on each set of information processed



## Combination SysSPs

---

- Often organizations create a single document combining elements of both Management Guidance and Technical Specifications SysSPs
- While this can be confusing, it is very practical
- Care should be taken to articulate required actions carefully as procedures are presented



## Guidelines for Policy Development

---

- Often useful to view policy development as a two-part project
  1. Design and develop policy (or redesign and rewrite outdated policy)
  2. Establish management processes to perpetuate policy within organization
- The former is an exercise in project management, while the latter requires adherence to good business practices



## The Policy Project

---

- Policy (re)development projects should be
  - well planned,
  - properly funded, and
  - aggressively managed to ensure completion on time and within budget
- Policy development project can be guided by the SecSDLC process
  - Investigation
  - Analysis
  - Design
  - Implementation
  - Maintenance



## Investigation Phase

---

- The policy development team should:
  - Obtain support from senior management (CIO)
  - Clearly articulate goals of policy project
  - Gain participation of correct individuals affected by recommended policies
  - Be composed from Legal, Human Resources and end-users
  - Assign project champion with sufficient stature and prestige
  - Acquire a capable project manager
  - Develop detailed outline of and sound estimates for the cost and scheduling of the project



## Analysis Phase

---

- Analysis phase should include the following activities:
  - New or recent risk assessment or IT audit documenting the current information security needs of the organization
  - Key reference materials—including any existing policies



## Design Phase

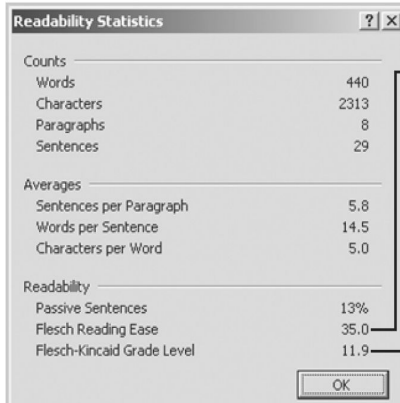
---

- Design phase should include:
  - How policies will be distributed
  - How verification of distribution will be accomplished
  - Specifications for any automated tools
  - Revisions to feasibility analysis reports based on improved costs and benefits as design is clarified

## Implementation Phase

- Implementation Phase: writing the policies
- Make certain policies are enforceable as written
- Policy distribution is not always as straightforward
- Effective policy
  - Is written at a reasonable reading level
    - Readability statistics
  - Attempts to minimize technical jargon and management terminology

## Readability Statistics Example



Readability Statistics	
Counts	
Words	440
Characters	2313
Paragraphs	8
Sentences	29
Averages	
Sentences per Paragraph	5.8
Words per Sentence	14.5
Characters per Word	5.0
Readability	
Passive Sentences	13%
Flesch Reading Ease	35.0
Flesch-Kincaid Grade Level	11.9

The Flesch Reading Ease scale evaluates the writing on a scale of 1 to 100. The higher the score, the easier it is to understand the writing.

This score is too complex for most policies, but appropriate for a college text. For most corporate documents, a score of 60 to 70 is preferred.

The Flesch-Kincaid Grade Level score evaluates writing on a U.S. grade-school level.

While an eleventh to twelfth grade level may be appropriate for this book, it is too high for an organization's policy.

For most corporate documents, a score of 7.0 to 8.0 is preferred.

**FIGURE 4-9** Readability Statistics for Policy



## Maintenance Phase

---

- Maintain and modify policy as needed to ensure that it remains effective as a tool to meet changing threats
- Policy should have a built-in mechanism via which users can report problems with the policy, preferably anonymously
- Periodic review should be built in to the process



## The Information Security Policy Made Easy Approach (ISPME)

---

- Gathering Key Reference Materials
- Defining A Framework For Policies
- Preparing A Coverage Matrix
- Making Critical Systems Design Decisions
- Structuring Review, Approval, And Enforcement Processes
  
- Refer to the huge checklist!!



## Figure 4-11 Coverage Matrix

Audience	Computers	Data Communication	Risk Management	Physical Security
End Users				
Management				
Information Systems Department				
Customers				
Business Partners				

Specific policy documents are listed as needed to indicate coverage

**FIGURE 4-11** A Sample Coverage Matrix

## ISPME Checklist

- Perform risk assessment or information technology audit to determine your organization's unique information security needs
- Clarify what "policy" means within your organization so that you are not preparing a "standard," "procedure," or some other related material
- Ensure that roles and responsibilities related to information security are clarified, including responsibility for issuing and maintaining policies
- Convince management that it is advisable to have documented information security policies



## ISPME Next Steps

---

- Post Policies To Intranet Or Equivalent
- Develop A Self-Assessment Questionnaire
- Develop Revised user ID Issuance Form
- Develop Agreement To Comply With Information Security Policies Form
- Develop Tests To Determine If Workers Understand Policies
- Assign Information Security Coordinators
- Train Information Security Coordinators



## ISPME Next Steps (Continued)

---

- Prepare And Deliver A Basic Information Security Training Course
- Develop Application Specific Information Security Policies
- Develop A Conceptual Hierarchy Of Information Security Requirements
- Assign Information Ownership And Custodianship
- Establish An Information Security Management Committee
- Develop An Information Security Architecture Document



## SP 800-18: Guide for Developing Security Plans

---

- NIST Special Publication 800-18 offers another approach to policy management
- Policies:
  - Documents that constantly change/grow
  - Must be properly disseminated (distributed, read, understood and agreed to) and managed



## SP 800-18: Guide for Developing Security Plans (Continued)

---

- Good management practices for policy development and maintenance make for a more resilient organization
- In order to remain current and viable, policies must have:
  - Individual responsible for reviews
  - Schedule of reviews
  - Method for making recommendations for reviews
  - Indication of policy and revision date



## A Final Note on Policy

---

- It is important to emphasize the preventative nature of policy
- Policies exist first, and foremost, to inform employees of what is and is not acceptable behavior in the organization
- Policy seeks to improve employee productivity, and prevent potentially embarrassing situations