


Secure Coding in C


and C++

Integer Security

Lecture 7



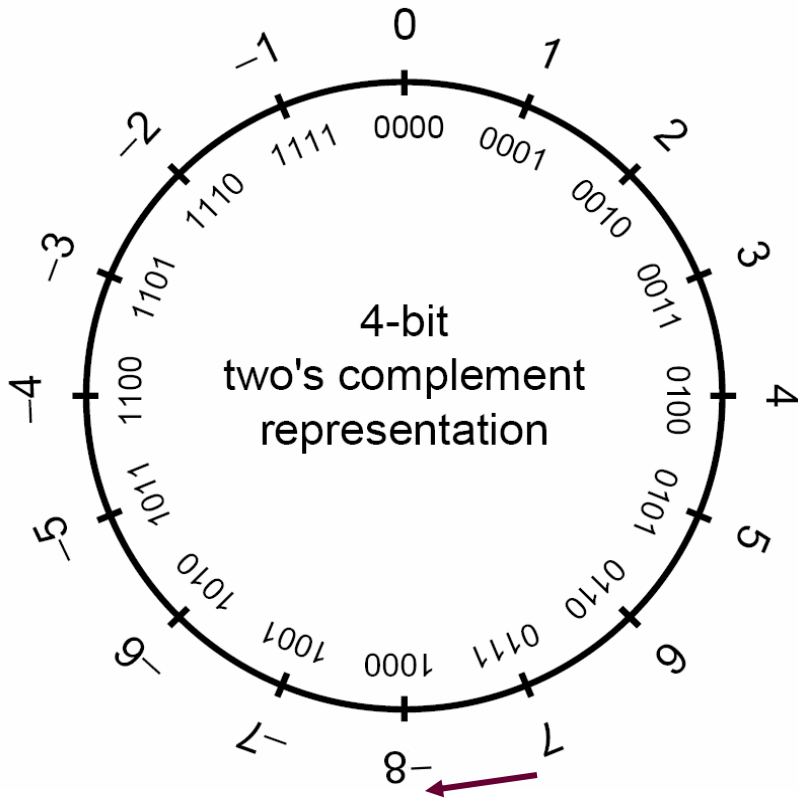

Acknowledgement: These slides are based on author Seacord's original presentation



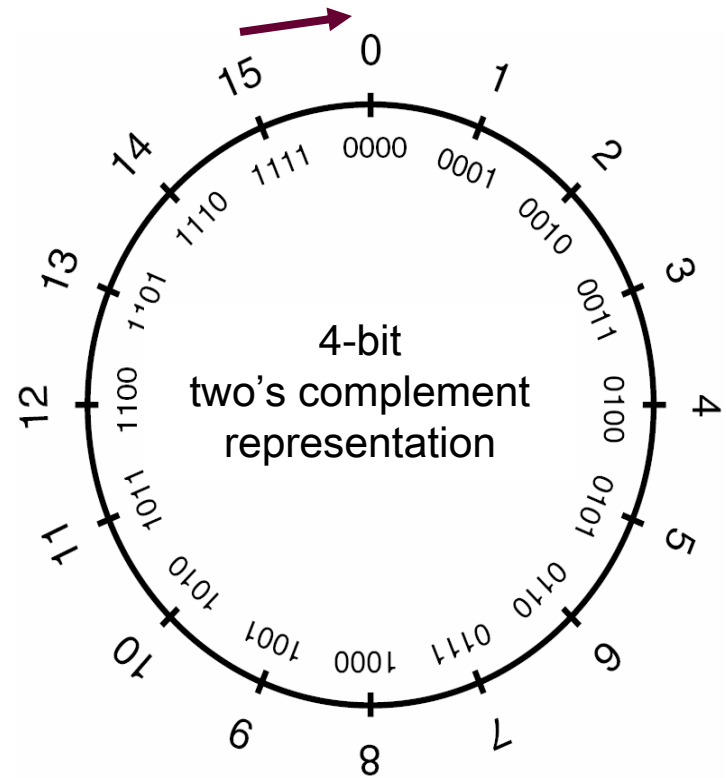
Integer Security

- Integers represent a **growing** and **underestimated** source of vulnerabilities in C and C++ programs.
- Integer **range checking** has not been systematically applied in the development of most C and C++ software.
 - security flaws involving integers exist
 - a portion of these are likely to be vulnerabilities
- A **software vulnerability** may result when a program **evaluates** an integer to an **unexpected value**.


Representation



Signed Integer

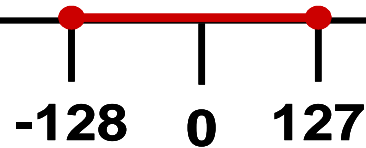


Unsigned Integer



Example Integer Ranges

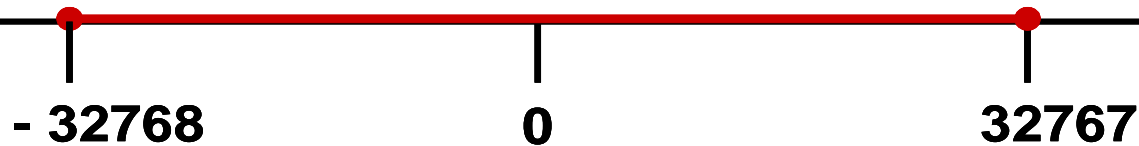
signed char



unsigned char




short



unsigned short






Integer Promotion Example

- Integer promotions require the promotion of each variable (**c1** and **c2**) to **int** size

```
char c1, c2;
```

```
c1 = c1 + c2;
```

- The two **ints** are added and the sum truncated to fit into the **char** type.
- Integer promotions avoid arithmetic errors from the **overflow** of **intermediate values**.



Implicit Conversions

The sum of `c1` and `c2` exceeds the maximum size of `signed char`

```
1. char cresult, c1, c2, c3;  
2. c1 = 100;  
3. c2 = 90;  
4. c3 = -120;  
5. cresult = c1 + c2 + c3;
```

However, `c1`, `c1`, and `c3` are each converted to integers and the overall expression is successfully evaluated.

The sum is truncated and stored in `cresult` without a loss of data

The value of `c1` is added to the value of `c2`.

From unsigned	To	Method
char	char	Preserve bit pattern; high-order bit becomes sign bit
char	short	Zero-extend
char	long	Zero-extend
char	unsigned short	Zero-extend
char	unsigned long	Zero-extend
short	char	Preserve low-order byte
short	short	Preserve bit pattern; high-order bit becomes sign bit
short	long	Zero-extend
short	unsigned char	Preserve low-order byte
long	char	Preserve low-order byte
long	short	Preserve low-order word
long	long	Preserve bit pattern; high-order bit becomes sign bit
long	unsigned char	Preserve low-order byte
long	unsigned short	Preserve low-order word

Key: Lost data Misinterpreted data


From	To	Method
char	short	Sign-extend
char	long	Sign-extend
char	unsigned char	Preserve pattern; high-order bit loses function as sign bit
char	unsigned short	Sign-extend to short; convert short to unsigned short
char	unsigned long	Sign-extend to long; convert long to unsigned long
short	char	Preserve low-order byte
short	long	Sign-extend
short	unsigned char	Preserve low-order byte
short	unsigned short	Preserve bit pattern; high-order bit loses function as sign bit
short	unsigned long	Sign-extend to long; convert long to unsigned long
long	char	Preserve low-order byte
long	short	Preserve low-order word
long	unsigned char	Preserve low-order byte
long	unsigned short	Preserve low-order word
long	unsigned long	Preserve pattern; high-order bit loses function as sign bit

Key:

Lost data

Misinterpreted data


Signed Integer Conversion Example



- 1. `unsigned int l = ULONG_MAX;`
- 2. `char c = -1;`
- 3. `if (c == l) {`
- 4. `printf("-1 = 4,294,967,295?\n");`
- 5. `}`

The value of `c` is compared to the value of `l`.


Because of integer promotions, `c` is converted to an unsigned integer with a value of `0xFFFFFFFF` or 4,294,967,295



Overflow Examples 1

- 1. `int i;`
- 2. `unsigned int j;`
- 3. `i = INT_MAX; // 2,147,483,647`
- 4. `i++;`
- 5. `printf("i = %d\n", i);` i=-2,147,483,648
- 6. `j = UINT_MAX; // 4,294,967,295;`
- 7. `j++;`
- 8. `printf("j = %u\n", j);`

j = 0




Overflow Examples 2

- 9. `i = INT_MIN; // -2,147,483,648;`
- 10. `i--;`
- 11. `printf("i = %d\n", i);`

`i=2,147,483,647`

- 12. `j = 0;`
- 13. `j--;`
- 14. `printf("j = %u\n", j);`

`j = 4,294,967,295`




Truncation Error Example

- 1. `char cresult, c1, c2, c3;`
- 2. `c1 = 100;`
- 3. `c2 = 90;`
- 4. `cresult = c1 + c2;`

Adding `c1` and `c2` exceeds the max size of `signed char` (+127)

Truncation occurs when the value is assigned to a type that is too small to represent the resulting value

Integers smaller than `int` are promoted to `int` or `unsigned int` before being operated on




Sign Error Example

- 1. `int i = -3;`
- 2. `unsigned short u;`
- 3. `u = i;`
- 4. `printf("u = %hu\n", u);`

Implicit conversion
to smaller unsigned
integer

There are sufficient bits to represent the value so no truncation occurs. The two's complement representation is interpreted as a large signed value, however, so `u = 65533`




Integer Division

- An integer overflow condition occurs when the **minimum integer value** for 32-bit or 64-bit integers are **divided by -1**.
 - In the 32-bit case, $-2,147,483,648 / -1$ should be equal to $2,147,483,648$

$$- 2,147,483,648 / -1 = - 2,147,483,648$$


- Because $2,147,483,648$ cannot be represented as a signed 32-bit integer the resulting value is incorrect

Vulnerabilities Section Agenda




- Integer overflow
- Sign error
- Truncation
- Non-exceptional

JPEG Example



- Based on a real-world vulnerability in the handling of the comment field in JPEG files
- Comment field includes a two-byte length field indicating the length of the comment, including the two-byte length field.
- To determine the length of the comment string (for memory allocation), the function reads the value in the length field and subtracts two.
- The function then allocates the length of the comment plus one byte for the terminating null byte.



Integer Overflow Example

- 1. `void getComment(unsigned int len, char *src) {`
- 2. `unsigned int size;`
- 3. `size = len - 2;`
- 4. `char *comment = (char *)malloc(size + 1);`
- 5. `memcpy(comment, src, size);`
- 6. `return;`
- 7. }
- 8. `int _tmain(int argc, _TCHAR* argv[]) {`
- 9. `getComment(1, "Comment ");`
- 10. `return 0;`
- 11. }

0 byte `malloc()` succeeds

Size is interpreted as a large positive value of `0xffffffff`

Possible to cause an overflow by creating an image with a comment length field of 1

Sign Error Example 1

Program accepts two arguments (the length of data to copy and the actual data)


```
1. #define BUFF_SIZE 10
2. int main(int argc, char* argv[]) {
3.     int len;
4.     char buf[BUFF_SIZE];
5.     len = atoi(argv[1]);
6.     if (len < BUFF_SIZE) {
7.         memcpy(buf, argv[2], len);
8.     }
9. }
```

len declared as a signed integer

argv[1] can be a negative value

A negative value bypasses the check

Value is interpreted as an unsigned value of type `size_t`



Sign Errors Example 2

- The **negative length** is interpreted as a **large, positive integer** with the resulting buffer overflow
- This vulnerability can be prevented by restricting the integer **len** to a valid value
 - more effective **range check** that guarantees **len** is greater than 0 but less than **BUFF_SIZE**
 - declare as an unsigned integer
 - eliminates the conversion from a signed to unsigned type in the call to **memcpy()**
 - prevents the sign error from occurring


Truncation: Vulnerable Implementation



- 1. `bool func(char *name, long cbBuf) {`
- 2. `unsigned short bufSize = cbBuf;`
- 3. `char *buf = (char *)malloc(bufSize);`
- 4. `if (buf) {`
- 5. `memcpy(buf, name, cbBuf);`
- 6. `if (buf) free(buf);`
- 7. `return true;`
- 8. `}`
- 9. `return false;`
- 10. `}`


`cbBuf` is used to initialize `bufSize` which is used to allocate memory for `buf`

`cbBuf` is declared as a long and used as the size in the `memcpy()` operation




Vulnerability 1

- `cbBuf` is temporarily stored in the unsigned short `bufSize`.
- The maximum size of an **unsigned short** for both GCC and the Visual C++ compiler on IA-32 is 65,535.
- The maximum value for a **signed long** on the same platform is 2,147,483,647.
- A truncation error will occur on line 2 for any values of `cbBuf` between 65,535 and 2,147,483,647.



Vulnerability 2

- This would only be an error and not a vulnerability if `bufSize` were used for both the calls to `malloc()` and `memcpy()`
- Because `bufSize` is used to allocate the size of the buffer and `cbBuf` is used as the size on the call to `memcpy()` it is possible to overflow `buf` by anywhere from 1 to 2,147,418,112 (2,147,483,647 - 65,535) bytes.




Negative Indices

- 1. `int *table = NULL;\`
- 2. `int insert_in_table(int pos, int value){`
- 3. `if (!table) {`
- 4. `table = (int *)malloc(sizeof(int) * 100);`
- 5. `}`
- 6. `if (pos > 99) {`
- 7. `return -1;`
- 8. `}`
- 9. `table[pos] = value;`
- 10. `return 0;`
- 11. `}`

pos is not > 99

Storage for the array is allocated on the heap


value is inserted into the array at the specified position




Vulnerability

- There is a vulnerability resulting from incorrect range checking of `pos`
 - Because `pos` is declared as a signed integer, both positive and negative values can be passed to the function.
 - An out-of-range positive value would be caught but a negative value would not.

Mitigation




- Type range checking
- Strong typing
- Compiler checks
- Safe integer operations
- Testing and reviews




Type Range Checking Example

- 1. `#define BUFF_SIZE 10`
- 2. `int main(int argc, char* argv[]) {`
- 3. `unsigned int len;` Implicit type check from the declaration as an unsigned integer
- 4. `char buf[BUFF_SIZE];`
- 5. `len = atoi(argv[1]);`
- 6. `if ((0 < len) && (len < BUFF_SIZE)) {`
- 7. `memcpy(buf, argv[2], len);`
- 8. `}`
- 9. `else` Explicit check for both upper and lower bounds
- 10. `printf("Too much data\n");`
- 11. `}`




Strong Typing

- One way to provide better type checking is to provide better types.
- Using an unsigned type can guarantee that a variable does not contain a negative value.
- This solution does not prevent overflow.
- Strong typing should be used so that the compiler can be more effective in identifying range problems.




Strong Typing Example

- Declare an integer to store the temperature of water using the Fahrenheit scale
 - `unsigned char waterTemperature;`
- `waterTemperature` is an unsigned 8-bit value in the range 1-255
- `unsigned char`
 - sufficient to represent liquid water temperatures which range from 32 degrees Fahrenheit (freezing) to 212 degrees Fahrenheit (the boiling point).
 - does not prevent overflow
 - allows invalid values (e.g., 1-31 and 213-255).




Abstract Data Type

- One solution is to create an abstract data type in which `waterTemperature` is private and cannot be directly accessed by the user.
- A user of this data abstraction can only access, update, or operate on this value through public method calls.
- These methods must provide type safety by ensuring that the value of the `waterTemperature` does not leave the valid range.
- If implemented properly, there is no possibility of an integer type range error occurring.




Safe Integer Operations 1

- Integer operations can result in error conditions and possible lost data.
- The first line of defense against integer vulnerabilities should be range checking
 - Explicitly
 - Implicitly - through strong typing
- It is difficult to guarantee that multiple input variables cannot be manipulated to cause an error to occur in some operation somewhere in a program.




Safe Integer Operations 2

- An alternative or ancillary approach is to protect each operation.
- This approach can be labor intensive and expensive to perform.
- Use a safe integer library for all operations on integers where one or more of the inputs could be influenced by an untrusted source.




SafeInt Class

- SafeInt is a C++ template class written by David LeBlanc.
- Implements a **precondition** approach that tests the values of operands before performing an operation to determine if an error will occur.
- The class is declared as a template, so it can be used with any integer type.
- Every operator has been overridden except for the subscript **operator[]**




Testing 1

- Input validation does not guarantee that subsequent operations on integers will not result in an overflow or other error condition.
- Testing does not provide any guarantees either
 - It is impossible to cover all ranges of possible inputs on anything but the most trivial programs.
 - If applied correctly, testing can increase confidence that the code is secure.




Testing 2

- Integer vulnerability tests should include boundary conditions for all integer variables.
 - If type range checks are inserted in the code, test that they function correctly for upper and lower bounds.
 - If boundary tests have not been included, test for minimum and maximum integer values for the various integer sizes used.
- Use white box testing to determine the types of integer variables.
- If source code is not available, run tests with the various maximum and minimum values for each type.



Source Code Audit

- Source code should be audited or inspected for possible integer range errors
- When auditing, check for the following:
 - Integer type ranges are properly checked.
 - Input values are restricted to a valid range based on their intended use.
- Integers that do not require negative values are declared as unsigned and properly range-checked for upper and lower bounds.
- Operations on integers originating from untrusted sources are performed using a safe integer library.



Notable Vulnerabilities

- Integer Overflow In XDR Library
 - SunRPC xdr_array buffer overflow
 - http://www.iss.net/security_center/static/9170.php
- Windows DirectX MIDI Library
 - eEye Digital Security advisory AD20030723
 - <http://www.eeye.com/html/Research/Advisories/AD20030723.html>
- Bash
 - CERT Advisory CA-1996-22
 - <http://www.cert.org/advisories/CA-1996-22.html>